

U.S. Economy Added 145,000 Jobs In December, 2019

ONE-MONTH CHANGE IN EMPLOYMENT ¹

| | |
|-----------------------------|---------|
| October, 2019 | 128,000 |
| November, 2019 | 266,000 |
| ¹ December, 2019 | 145,000 |

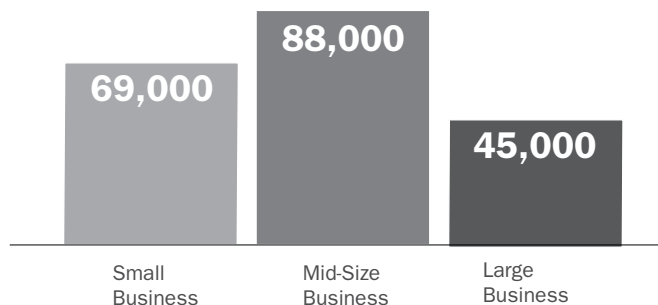
ONE-MONTH CHANGE IN EMPLOYMENT BY INDUSTRY ¹

| Industry | People Employed November, 2019 | People Employed December, 2019 | Gain or Loss |
|--------------------------|--------------------------------|--------------------------------|--------------|
| Mining | 740,000 | 731,000 | -9,000 |
| Construction | 7,531,000 | 7,551,000 | 20,000 |
| Manufacturing | 12,867,000 | 12,855,000 | -12,000 |
| Wholesale | 5,954,900 | 5,963,200 | 8,300 |
| Retail | 15,788,300 | 15,829,500 | 41,200 |
| Transportation | 5,578,500 | 5,568,100 | -10,400 |
| Utilities | 551,400 | 552,200 | 800 |
| Information | 2,836,000 | 2,839,000 | 3,000 |
| Finance | 8,731,000 | 8,737,000 | 6,000 |
| Professional | 21,641,000 | 21,651,000 | 10,000 |
| Health | 24,523,000 | 24,559,000 | 36,000 |
| Leisure | 16,902,000 | 16,942,000 | 40,000 |
| Services | 5,954,000 | 5,959,000 | 5,000 |
| ^{B1} Government | 22,640,000 | 22,646,000 | 6,000 |

HIRES BY BUSINESS SIZE IN DECEMBER, 2019 ²

(ADP PAYROLL SURVEY)

Revised



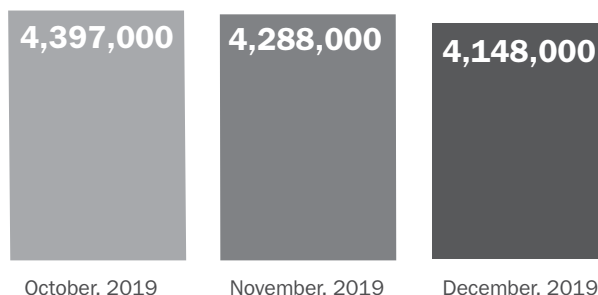
158,803,000 People Were Employed In December, 2019

| | |
|-----------------------|--------------------|
| October, 2019 | 158,544,000 |
| November, 2019 | 158,536,000 |
| December, 2019 | 158,803,000 |

ONE-MONTH CHANGE IN EMPLOYMENT BY OCCUPATION¹

| Occupation | People Employed November, 2019 | People Employed December, 2019 | Gain or Loss |
|-----------------------------------|--------------------------------|--------------------------------|--------------|
| Management | 26,450,000 | 27,748,000 | 1,298,000 |
| Professional | 37,192,000 | 37,935,000 | 743,000 |
| Services | 26,271,000 | 26,487,000 | 216,000 |
| Sales | 16,217,000 | 15,672,000 | -545,000 |
| Office, administrative | 17,500,000 | 17,766,000 | 266,000 |
| Farming, fishing, forestry | 1,148,000 | 1,171,000 | 23,000 |
| Construction, extraction | 8,390,000 | 8,143,000 | -247,000 |
| Installation, maintenance, repair | 4,901,000 | 5,016,000 | 115,000 |
| Production | 8,689,000 | 8,229,000 | -460,000 |
| Transportation, material moving | 9,722,000 | 10,335,000 | 613,000 |

PEOPLE WORKING PART TIME FOR ECONOMIC REASONS¹



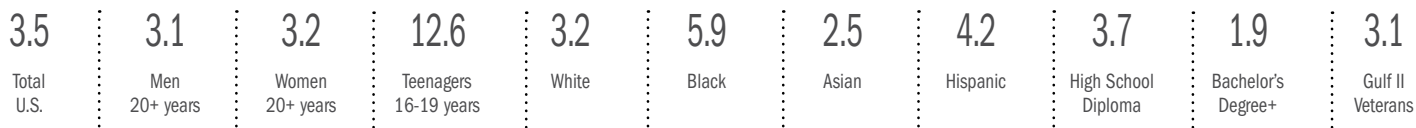
ONE-YEAR CHANGE IN HOURS AND WAGES¹

| | December, 2018 | December, 2019 |
|-----------------------------------|----------------|----------------|
| Average workweek | 34.5 hours | 34.3 hours |
| Average overtime in manufacturing | 3.5 hours | 3.2 hours |
| Average hourly earnings | 27.53 | 28.32 |
| Average weekly earnings | 949.79 | 971.38 |

5,753,000 People Were Unemployed In December, 2019

| | |
|-----------------------------|-----------|
| October, 2019 | 5,857,000 |
| November, 2019 | 5,811,000 |
| ^A December, 2019 | 5,753,000 |

UNEMPLOYMENT RATES IN DECEMBER, 2019¹

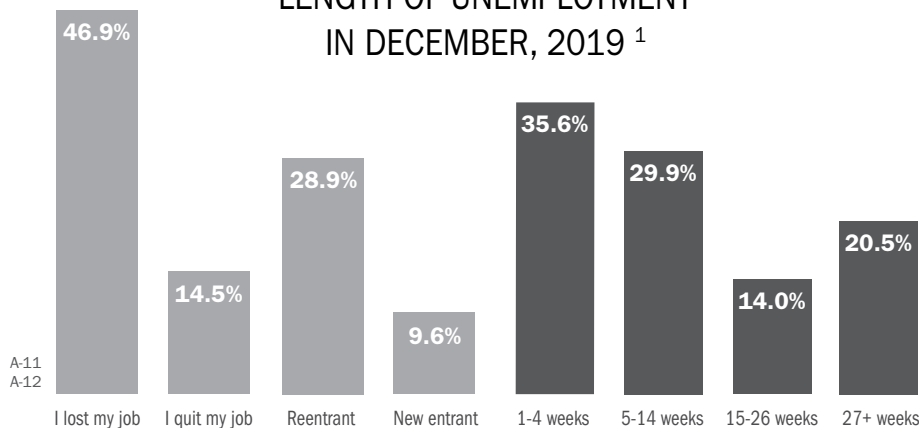


^A
A-5

UNEMPLOYMENT BY OCCUPATION¹

| | People Unemployed December, 2019 | Unemployment Rate |
|---|----------------------------------|-------------------|
| Management | 533,000 | 1.9 |
| Professional | 638,000 | 1.7 |
| Services | 1,198,000 | 4.3 |
| Sales | 528,000 | 3.3 |
| Office, administrative | 533,000 | 2.9 |
| Farming, fishing, forestry | 130,000 | 10.0 |
| Construction, extraction | 547,000 | 6.3 |
| Installation, maintenance, repair | 105,000 | 2.0 |
| Production | 372,000 | 4.3 |
| ^{A-13} Transportation, material moving | 454,000 | 4.2 |

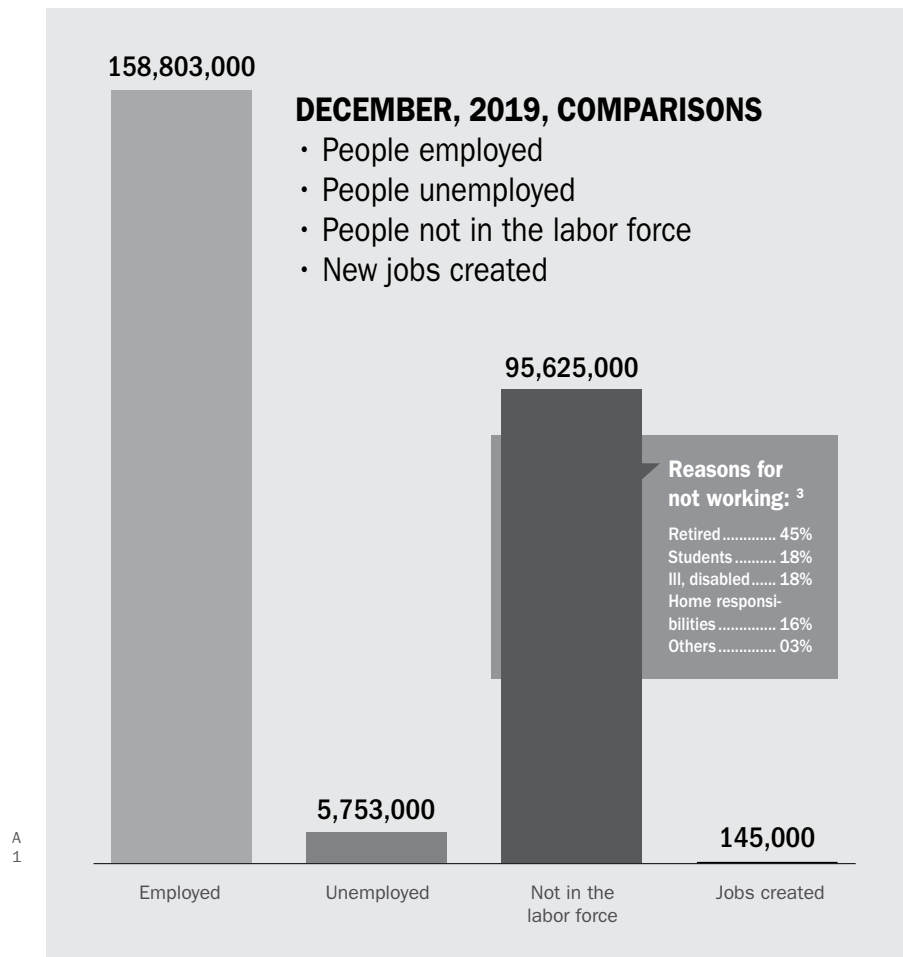
REASON FOR JOB LOSS & LENGTH OF UNEMPLOYMENT IN DECEMBER, 2019¹



^{A-11}
^{A-12}

95,625,000 People, Age 16 Years And Older, Were Not In The Labor Force In December, 2019

| | |
|-----------------------------|------------|
| October, 2019 | 95,444,000 |
| November, 2019 | 95,673,000 |
| ^A December, 2019 | 95,625,000 |



by Harry Dahlstrom | Author of *The Job Hunting Handbook*

1 <http://www.bls.gov/news.release/empsit.nr0.htm>

2 <https://www.adpemploymentreport.com/2019/December/NER/Report>

3 <https://www.bls.gov/opub/btn/volume-4/people-who-are-not-in-the-labor-force-why-arent-they-working.htm>