

# U.S. Economy Added 130,000 Jobs In August, 2019

## ONE-MONTH CHANGE IN EMPLOYMENT <sup>1</sup>

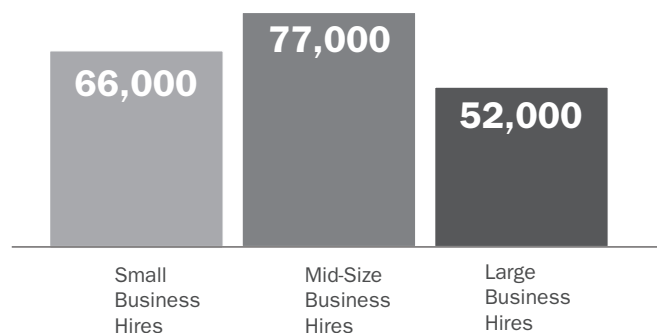
|                           |         |
|---------------------------|---------|
| June, 2019                | 224,000 |
| July, 2019                | 164,000 |
| <sup>1</sup> August, 2019 | 130,000 |

## ONE-MONTH CHANGE IN EMPLOYMENT BY INDUSTRY <sup>1</sup>

| Industry                 | People Employed July, 2019 | People Employed August, 2019 | Gain or Loss |
|--------------------------|----------------------------|------------------------------|--------------|
| Mining                   | 752,000                    | 747,000                      | -5,000       |
| Construction             | 7,500,000                  | 7,514,000                    | 14,000       |
| Manufacturing            | 12,850,000                 | 12,853,000                   | 3,000        |
| Wholesale                | 5,941,400                  | 5,944,300                    | 2,900        |
| Retail                   | 15,757,700                 | 15,746,600                   | -11,100      |
| Transportation           | 5,563,300                  | 5,562,800                    | -500         |
| Utilities                | 554,100                    | 552,700                      | -1,400       |
| Information              | 2,828,000                  | 2,828,000                    | 0            |
| Finance                  | 8,679,000                  | 8,694,000                    | 15,000       |
| Professional             | 21,487,000                 | 21,524,000                   | 37,000       |
| Health                   | 24,295,000                 | 24,327,000                   | 32,000       |
| Leisure                  | 16,700,000                 | 16,712,000                   | 12,000       |
| Services                 | 5,946,000                  | 5,945,000                    | -1,000       |
| <sup>B1</sup> Government | 22,557,000                 | 22,591,000                   | 34,000       |

## HIRES BY BUSINESS SIZE IN AUGUST, 2019 <sup>2</sup>

(ADP PAYROLL SURVEY)



# The U.S. Employment Snapshot


## 157,878,000 People Were Employed In August, 2019

|                     |                    |
|---------------------|--------------------|
| June, 2019          | 157,005,000        |
| July, 2019          | 157,288,000        |
| <b>August, 2019</b> | <b>157,878,000</b> |

### ONE-YEAR CHANGE IN EMPLOYMENT BY OCCUPATION <sup>1</sup>

| Occupation                        | People Employed July, 2018 | People Employed August, 2019 | Gain or Loss |
|-----------------------------------|----------------------------|------------------------------|--------------|
| Management                        | 25,675,000                 | 26,717,000                   | 1,042,000    |
| Professional                      | 35,918,000                 | 36,962,000                   | 1,044,000    |
| Services                          | 27,032,000                 | 27,416,000                   | 384,000      |
| Sales                             | 15,786,000                 | 15,777,000                   | -9,000       |
| Office, administrative            | 17,517,000                 | 17,707,000                   | 190,000      |
| Farming, fishing, forestry        | 1,155,000                  | 1,115,000                    | -40,000      |
| Construction, extraction          | 8,508,000                  | 8,415,000                    | -93,000      |
| Installation, maintenance, repair | 5,021,000                  | 5,019,000                    | -2,000       |
| Production                        | 8,694,000                  | 8,861,000                    | 167,000      |
| Transportation, material moving   | 10,234,000                 | 9,827,000                    | -407,000     |

### PEOPLE WORKING PART TIME FOR ECONOMIC REASONS <sup>1</sup>



### ONE-YEAR CHANGE IN HOURS AND WAGES <sup>1</sup>

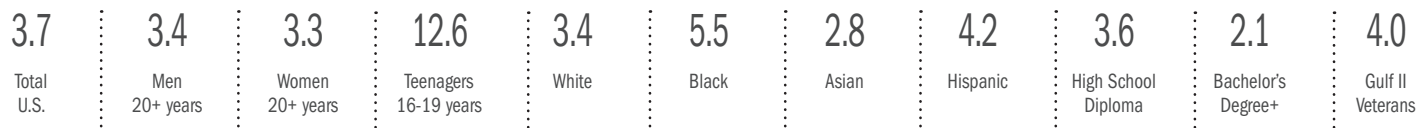
|                                   | July, 2018 | August, 2019 |
|-----------------------------------|------------|--------------|
| Average workweek                  | 34.5 hours | 34.4 hours   |
| Average overtime in manufacturing | 3.5 hours  | 3.2 hours    |
| Average hourly earnings           | \$27.23    | \$28.11      |
| Average weekly earnings           | \$939.44   | \$966.98     |

# The U.S. Employment Snapshot

## 6,044,000 People Were Unemployed In August, 2019

|                     |                  |
|---------------------|------------------|
| June, 2019          | 5,975,000        |
| July, 2019          | 6,063,000        |
| <b>August, 2019</b> | <b>6,044,000</b> |

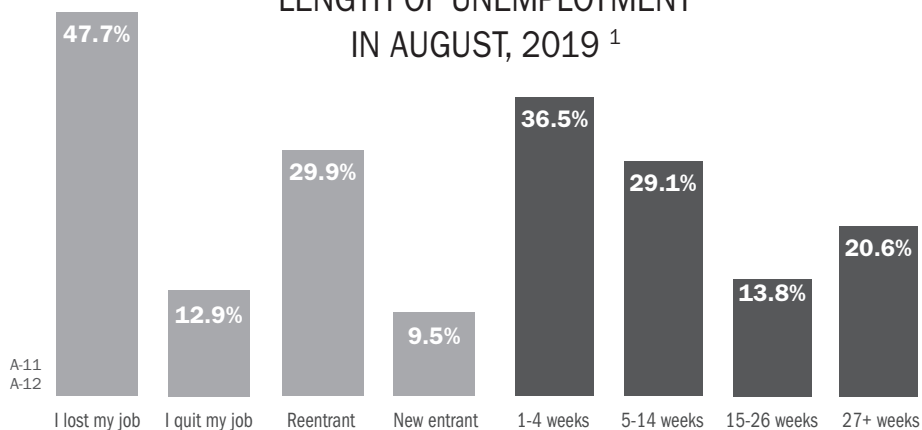
### UNEMPLOYMENT RATES IN AUGUST, 2019<sup>1</sup>



### UNEMPLOYMENT BY OCCUPATION<sup>1</sup>


| Occupation                        | People Unemployed August, 2019 | Unemployment Rate |
|-----------------------------------|--------------------------------|-------------------|
| Management                        | 506,000                        | 1.9               |
| Professional                      | 970,000                        | 2.6               |
| Services                          | 1,178,000                      | 4.1               |
| Sales                             | 625,000                        | 3.8               |
| Office, administrative            | 712,000                        | 3.9               |
| Farming, fishing, forestry        | 50,000                         | 4.3               |
| Construction, extraction          | 398,000                        | 4.5               |
| Installation, maintenance, repair | 152,000                        | 2.9               |
| Production                        | 358,000                        | 3.9               |
| Transportation, material moving   | 597,000                        | 5.7               |

### REASON FOR JOB LOSS & LENGTH OF UNEMPLOYMENT IN AUGUST, 2019<sup>1</sup>

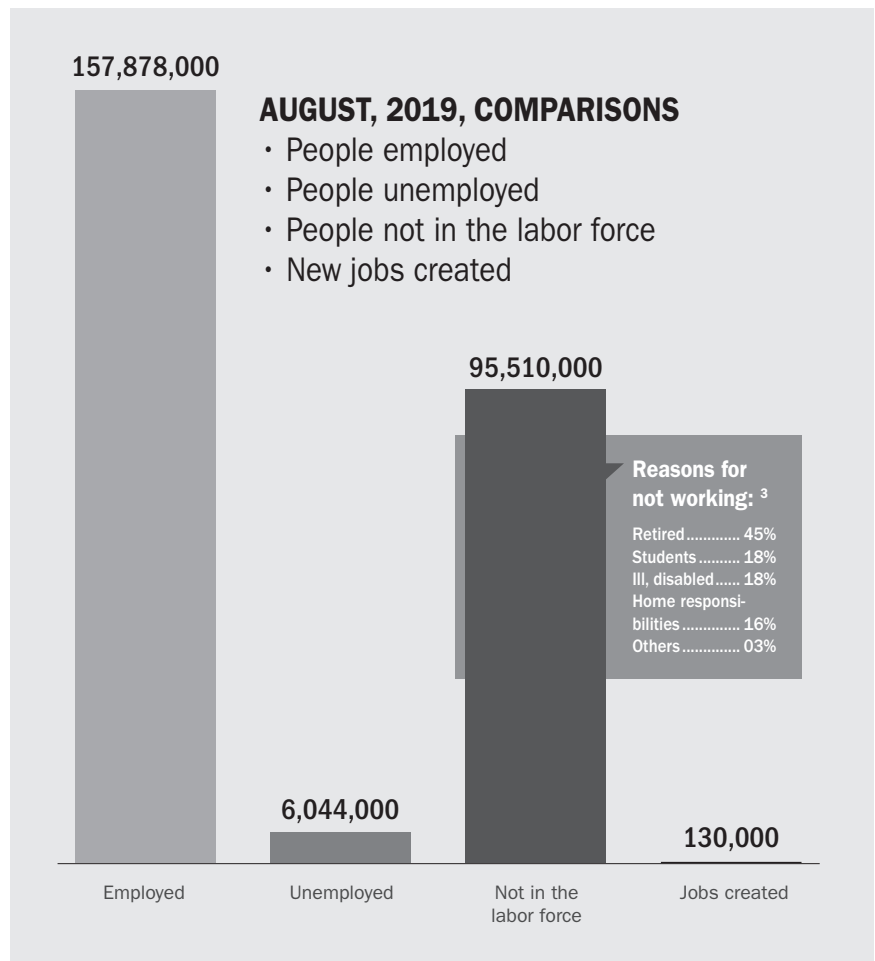




# 95,510,000 People, Age 16 Years And Older, Were Not In The Labor Force In August, 2019



|                           |            |
|---------------------------|------------|
| June, 2019                | 96,057,000 |
| July, 2019                | 95,874,000 |
| <sup>A</sup> August, 2019 | 95,510,000 |



by Harry Dahlstrom | Author of *The Job Hunting Handbook*

1 <http://www.bls.gov/news.release/empsit.nr0.htm>  
 2 <https://www.adpemploymentreport.com/2019/August/NER/Report>  
 3 <https://www.bls.gov/opub/btn/volume-4/people-who-are-not-in-the-labor-force-why-arent-they-working.htm>